

opentender.eu - Overview of Public Procurement Portals

Mara Mendes, Open Knowledge Foundation Germany



@maryrmendes



mara.mendes@okfn.de

Objectives & Functions

- be useful to stakeholders to understand and work with procurement data to make public procurement more efficient and transparent
- elementary analytics and visualisations
- advanced analytics, based on the indicators developed
- benchmarking functions, that can be used for advocacy
- download the data (selection or full database;
- “user’s manual” explaining the data sources, indicators, etc

Welcome to Opentender

This platform allows you to search and analyse tender data from 35 jurisdictions (28 EU member states, Norway, the EU Institutions, Iceland, Switzerland, Serbia, Georgia and Armenia).

It looks like you are browsing from Germany.
We invite you to visit [Opentender Germany](#).

You can view the data on individual national portals by selecting a country below or explore **all available data** available data.



		Nr. of Tenders	
Austria	28.048	Italy	91.756
Belgium	54.124	Latvia	98.036
Bulgaria	82.366	Lithuania	115.695
Croatia	150.136	Luxembourg	3.488
Cyprus	4.847	Malta	4.158
Czech Republic	153.336	Netherlands	75.972
Denmark	30.212	Norway	211.979
EU Institutions	15.743	Poland	1,7 Million
Estonia	74.561	Portugal	725.183
Finland	33.600	Romania	91.988
France	2,0 Million	Slovakia	46.380
Georgia	211.802	Slovenia	23.354

openter.eu - Functions

- database for 33 jurisdictions
- country portals in national languages
- visualisation and overview of:
 - market analysis (incl. sector overview, good procurement score overview over time and per sector, tenders over time, procedure type, main suppliers, main buyers, volume per region)
 - administrative capacity indicators
 - transparency indicators
 - integrity indicators

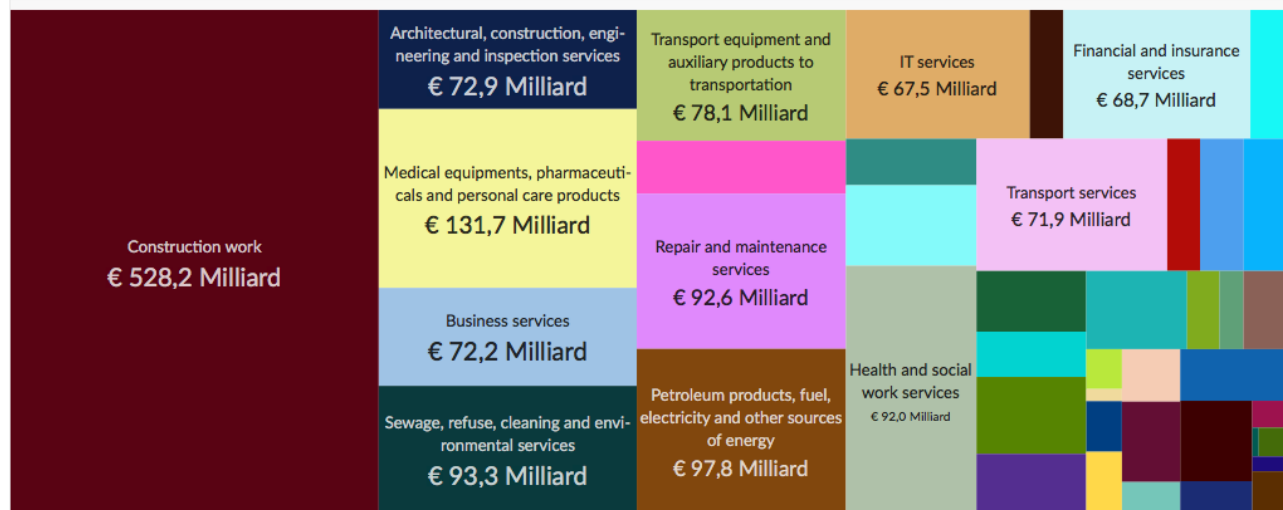
Market Analysis

Date Range ⓘ



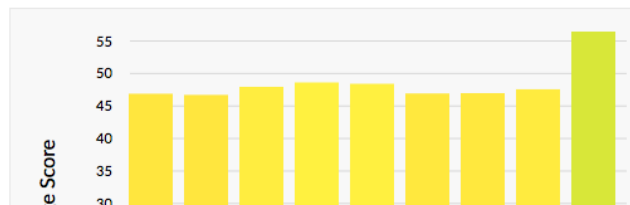
Sector Overview

Volume (€) Nr. of Tenders



Data

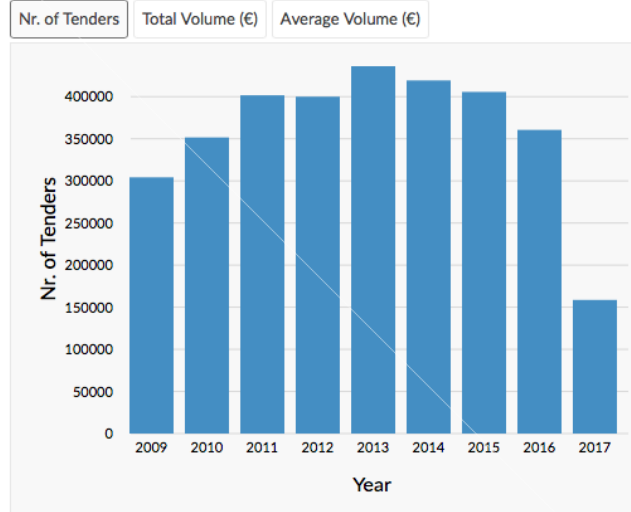
Average Good Procurement Score over Time



Average Good Procurement Score per Sector

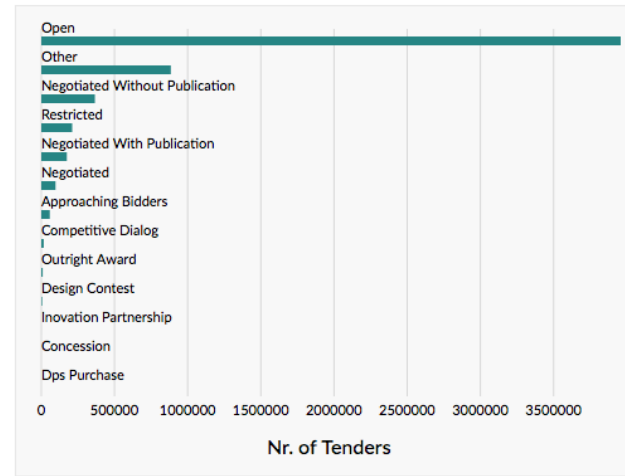


Tenders over Time



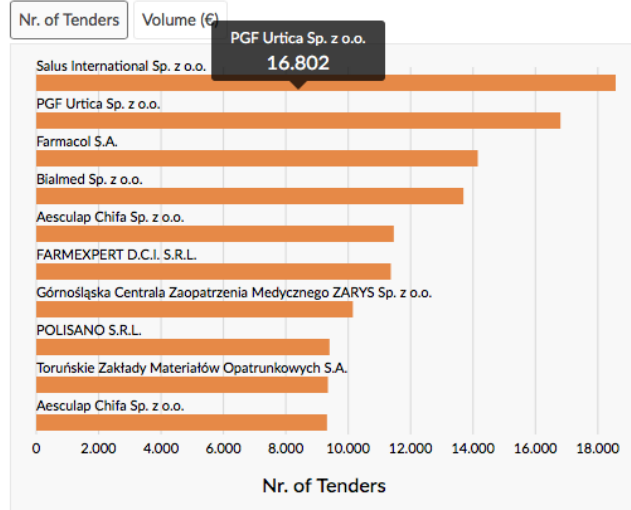
Data

Procedure Type



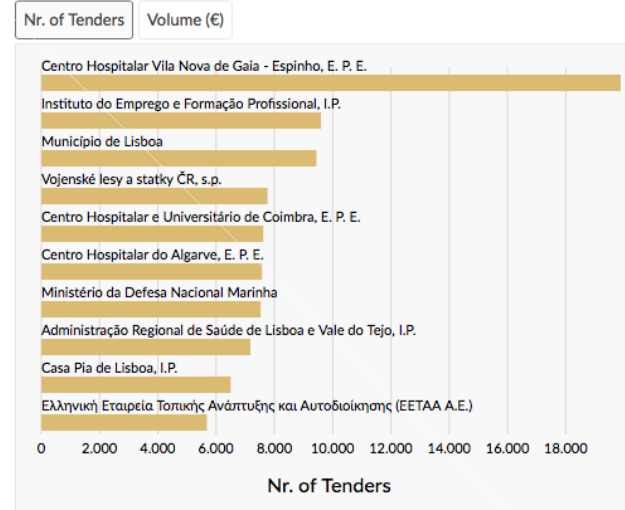
Data

Main Suppliers



Data

Main Buyers



Data



Administrative Capacity Indicators

Date Range ⓘ

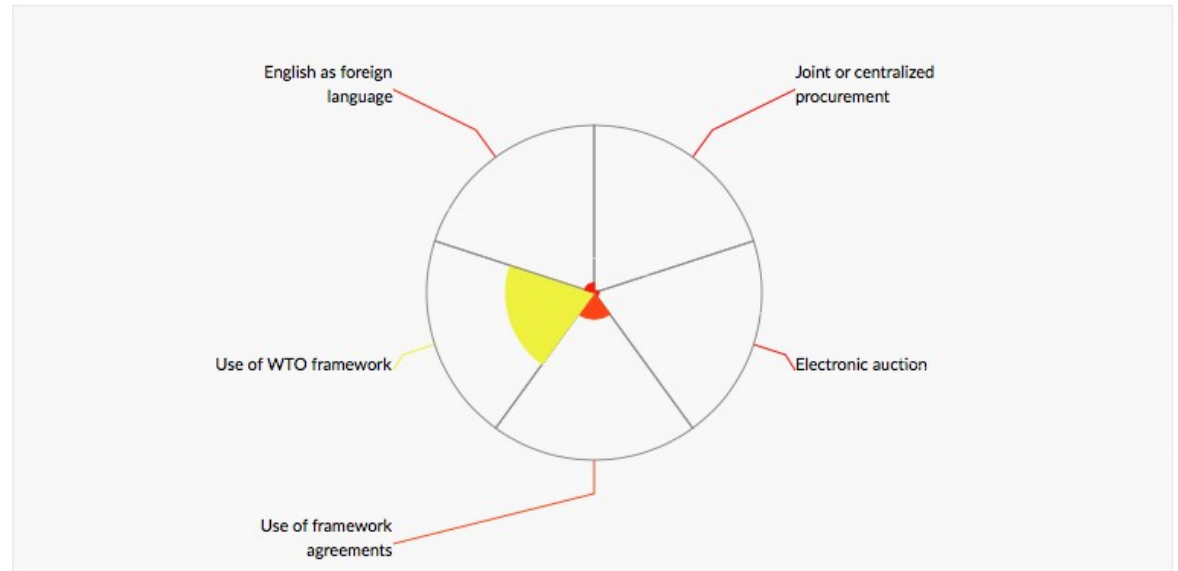


Sub-Indicators

[All sub-indicators]

Composite Score Adjust Weights ▾

Average Score of Administrative Capacity Indicators



Data

Transparency Indicators

Date Range ⓘ



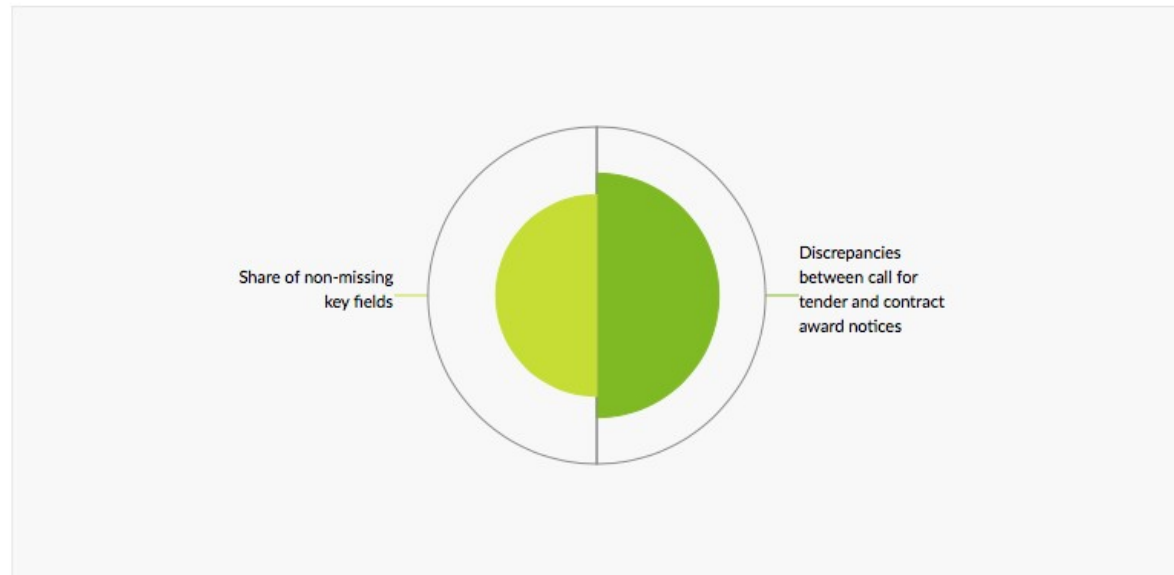
2009 - 2017

Sub-Indicators

[All sub-indicators]

Composite Score Adjust Weights ▾

Average Score of Transparency Indicators



Data

Integrity Indicators

Date Range ⓘ

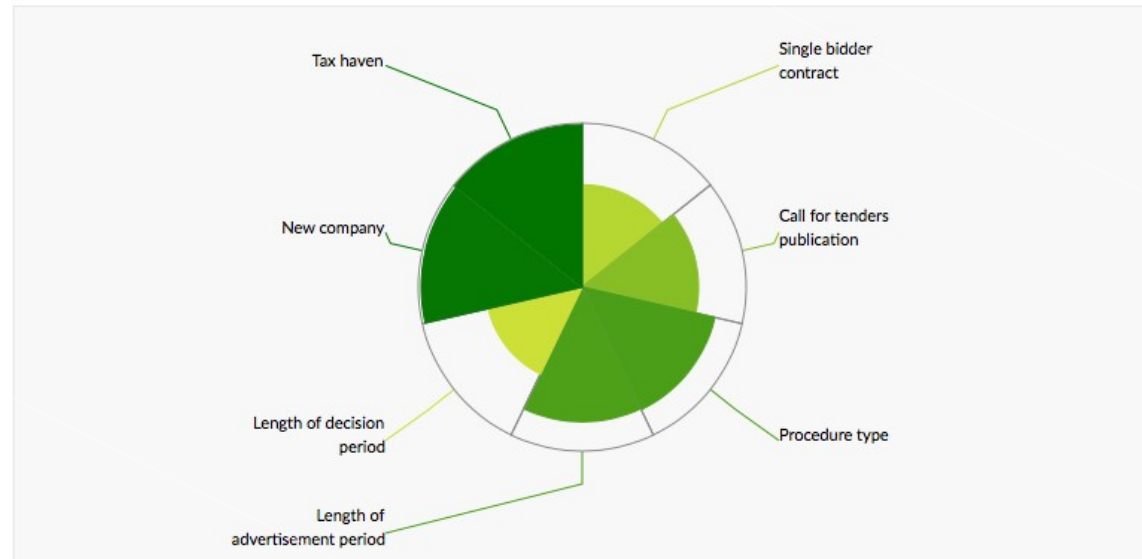


Sub-Indicators

[All sub-indicators]

Composite Score Adjust Weights ▾

Average Score of Integrity Indicators



Data

Search Tender

Search Click to Add ▾

Buyer: Name × Supplier: Name × Tender: Title ×








Filter Click to Select ▾

Score: Integrity 0 100 × Score: Administrative Capacity 0 100 × Score: Transparency 0 100 × Dates: Award Decision Year 2100 - 2000 ×

Visualization Click to Add ▾


Columns Click to Select ▾

Tenders: 7,7 Million

Tender Link	Title	Buyer	Supplier	Bid Price
	Udzielenie i obsługa kredytu długoterminowego (na okres spłaty 15 lat), złotówkowego w kwocie 9.485.000,00 zł. (słownie : dziewięćmilionówczterystaosiemdziesiątpięć tysięcy złotych) dla Gminy Nowy Tomyśl	 Urząd Miejski	 Gospodarczy Bank Wielkopolski S.A.	Lot 1 € 957.768
	Przebudowa i udrożnienie przeciwpowodziowe rzeki Nysy Kłodzkiej od zbiornika wodnego Nysa (km 65+100) do rejonu Kubic (km 55+500) wraz z istniejącymi budowlami Projektu pn. Modernizacja zbiornika wodnego Nysa w zakresie bezpieczeństwa przeciwpowodziowego - etap I- Zamówienie dodatkowe: Naprawa grodzы dołu budowlanego pierwszego etapu budowy jazu w km 62+314	 Regionalny Zarząd Gospodarki Wodnej we Wrocławiu	 Bilfinger Infrastructure S.A.	Lot 1 € 1,1 Million
	Kruh i krušni proizvod 2017	 Dom za starije i nepošne osobe	 Tvornica Kruba Zadar	

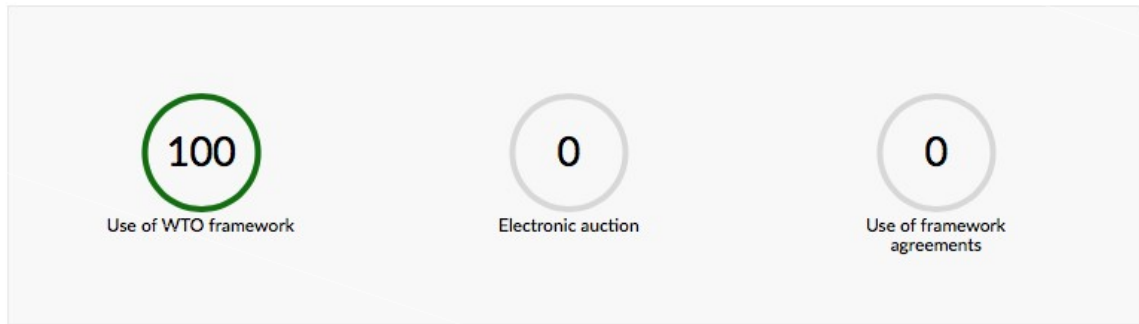
Honmaschine.

Machine tools

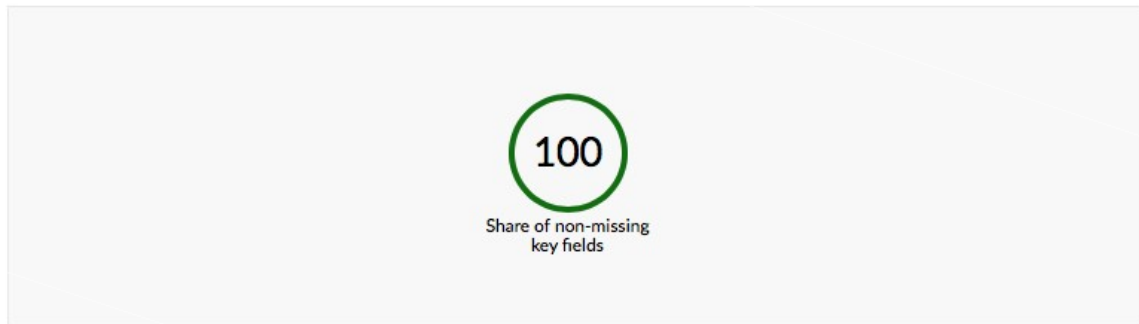


Indicators ^

Administrative Capacity Indicator



Transparency Indicator



Download












On this page you find all the tender data of this portal.

Hierarchical JSON

Current Portal: Germany

Tenders: 239144

 [JSON](#) 316.8 MB -  [NDJSON](#) 316.8 MB

Country	Tenders	JSON	NDJSON*
All Data	7659271	 8.2 GB	 8.2 GB
Austria	28048	 20.1 MB	 20.1 MB
Belgium	54124	 62.1 MB	 62.1 MB
Bulgaria	82366	 145.1 MB	 145.1 MB
Croatia	150136	 96.2 MB	 96.2 MB
Cyprus	4847	 5.1 MB	 5.1 MB

